

New

PRO DRIVE

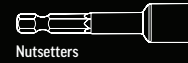

Angled Drive Attachment

36 POSITIONS allows
MAXIMUM ACCESS
in tight areas

Work smarter with the Alpha Pro Drive angled driver attachment.

Designed for maximum access in tight areas, Pro Drive accommodates up to 36 different positions.

Suits a wide variety of 1/4" hex accessories



ULTIMATE RPM
up to 20,000



105° ANGLED HEAD

for greater ease of use

HEAD ROTATES 360°

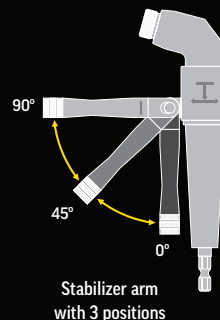
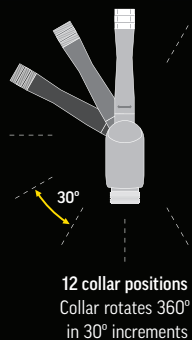
HIGH SPEED BEARINGS

suits power & air tools

1/4" QUICK CHANGE



- High speed industrial bearings make the attachment suitable for power & air drills, up to 20,000 RPM
- Heavy duty metal housing & steel gears for extended life
- 105° angled head for a more ergonomic user experience
- Compact head design measures in at just 58mm, allowing maximum access in tight areas
- Pull & twist collar rotates to 36 stabilizer arm positions
- 360° rotateable arm locks into position at 0°, 45° & 90°
- Quick release chuck allows fast attachment change over



6 sets per counter display

Code: MBHAD-1

Suits: Power & air drills